Answers must be written within the answer boxes provided. Full marks are not necessarily awarded for a correct answer with no working. Answers must be supported by working and/or explanations. Solutions found from a graphic display calculator should be supported by suitable working. For example, if graphs are used to find a solution, you should sketch these as part of your answer. Where an answer is incorrect, some marks may be given for a correct method, provided this is shown by written working. You are therefore advised to show all working.

1. [Maximum mark: 7]

A player throws a basketball. The height of the basketball is modelled by

$$h(t) = -4.75t^2 + 8.75t + 1.5\,,\ t \geq 0\,,$$

where h is the height of the basketball above the ground, in metres, and t is the time, in seconds, after it was thrown.

(a) Find how long it takes for the basketball to reach its maximum height. [2]

(b) Assuming that no player catches the basketball, find how long it would take for the basketball to hit the ground. [2]

Another player catches the basketball when it is at a height of 1.2 metres.

(c) Find the value of t when this player catches the basketball. [2]

(d) Write down one limitation of using $h(t)$ to model the height of the basketball. [1]

.....

.....

.....

.....

.....

.....

.....

.....

.....

.....

.....

.....

2. [Maximum mark: 4]

A company that owns many restaurants wants to determine if there are differences in the quality of the food cooked for three different meals: breakfast, lunch and dinner.

Their quality assurance team randomly selects 500 items of food to inspect. The quality of this food is classified as perfect, satisfactory, or poor. The data is summarized in the following table.

		Quality			
		Perfect	**Satisfactory**	**Poor**	**Total**
Meal	**Breakfast**	101	124	7	**232**
	Lunch	68	81	5	**154**
	Dinner	35	69	10	**114**
	Total	**204**	**274**	**22**	**500**

A χ^2 test at the 5% significance level is carried out to determine if there is significant evidence of a difference in the quality of the food cooked for the three meals.

The critical value for this test is 9.488.

The hypotheses for this test are:

H_0: The quality of the food and the type of meal are independent.
H_1: The quality of the food and the type of meal are not independent.

(a) Find the χ^2 statistic. [2]

(b) State, with justification, the conclusion for this test. [2]

(This question continues on the following page)

3. [Maximum mark: 7]

The following Venn diagram shows two independent events, R and S. The values in the diagram represent probabilities.

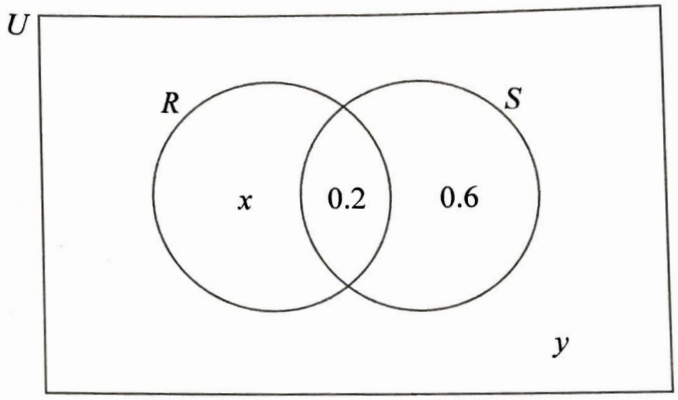

(a) Find the value of x. [3]

(b) Find the value of y. [2]

(c) Find $\mathrm{P}(R' \mid S')$. [2]

. . . . . .

. . . . . .

. . . . . .

. . . . . .

. . . . . .

. . . . . .

. . . . . .

. . . . . .

. . . . . .

. . . . . .

. . . . . .

. . . . . .

[Maximum mark: 6]

Angel has $\$520$ in his savings account. Angel considers investing the money for 5 years with a bank. The bank offers an annual interest rate of 1.2% compounded quarterly.

(a) Calculate the amount of money Angel would have at the end of 5 years with the bank. Give your answer correct to two decimal places. [3]

Instead of investing the money, Angel decides to buy a phone that costs $\$520$. At the end of 5 years, the phone will have a value of $\$30$. It may be assumed that the depreciation rate per year is constant.

(b) Calculate the annual depreciation rate of the phone. [3]

5. [Maximum mark: 6]

The lengths of the seeds from a particular mango tree are approximated by a normal distribution with a mean of $4\,\text{cm}$ and a standard deviation of $0.25\,\text{cm}$.

A seed from this mango tree is chosen at random.

(a) Calculate the probability that the length of the seed is less than $3.7\,\text{cm}$. [2]

It is known that $30\,\%$ of the seeds have a length greater than $k\,\text{cm}$.

(b) Find the value of k. [2]

For a seed of length $d\,\text{cm}$, chosen at random, $\text{P}(4 - m < d < 4 + m) = 0.6$.

(c) Find the value of m. [2]

. . . . . .

. . . . . .

. . . . . .

. . . . . .

. . . . . .

. . . . . .

. . . . . .

. . . . . .

. . . . . .

. . . . . .

. . . . . .

. . . . . .

6. [Maximum mark: 5]

Ruhi buys a scoop of ice cream in the shape of a sphere with a radius of $3.4\,\text{cm}$. The ice cream is served in a cone, and it may be assumed that $\frac{1}{5}$ of the volume of the ice cream is inside the cone. This is shown in the following diagram.

diagram not to scale

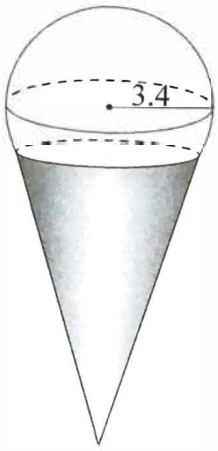

(a) Calculate the volume of ice cream that is not inside the cone. [3]

The cone has a slant height of $11\,\text{cm}$ and a radius of $3\,\text{cm}$.

The outside of the cone is covered with chocolate.

(b) Calculate the surface area of the cone that is covered with chocolate. Give your answer correct to the nearest cm^2. [2]

7. [Maximum mark: 6]

Akar starts a new job in Australia and needs to travel daily from Wollongong to Sydney and back. He travels to work for 28 consecutive days and therefore makes 56 single journeys. Akar makes all journeys by bus.

The probability that he is successful in getting a seat on the bus for any single journey is 0.86.

(a) Determine the expected number of these 56 journeys for which Akar gets a seat on the bus. [1]

(b) Find the probability that Akar gets a seat on at least 50 journeys during these 28 days. [3]

The probability that Akar gets a seat on at most n journeys is at least 0.25.

(c) Find the smallest possible value of n. [2]

.....

.....

.....

.....

.....

.....

.....

.....

.....

.....

.....

.....

8. [Maximum mark: 7]

The following directed, unweighted, graph shows a simplified road network on an island, connecting five small villages marked A to E.

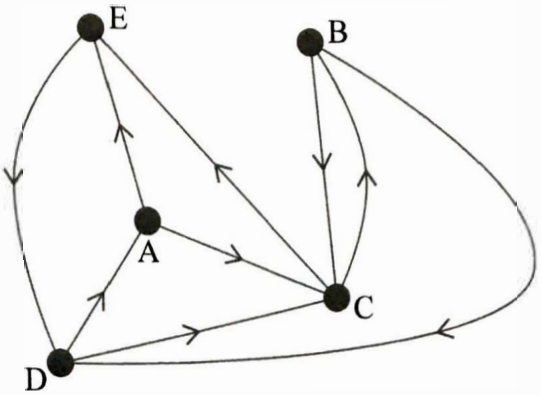

(a) Construct the adjacency matrix M for this network. [3]

Beatriz the bus driver starts at village E and drives to seven villages, such that the seventh village is A.

(b) (i) Determine how many possible routes Beatriz could have taken, to travel from E to A.

(ii) Describe one possible route taken by Beatriz, by listing the villages visited in order. [4]

.....

.....

.....

.....

.....

.....

.....

.....

.....

.....

.....

.....

9. [Maximum mark: 9]

At a running club, Sung-Jin conducts a test to determine if there is any association between an athlete's age and their best time taken to run $100\,\text{m}$. Eight athletes are chosen at random, and their details are shown below.

Athlete	A	B	C	D	E	F	G	H
Age (years)	13	17	22	18	19	25	11	36
Time (seconds)	13.4	14.6	13.4	12.9	12.0	11.8	17.0	13.1

Sung-Jin decides to calculate the Spearman's rank correlation coefficient for his set of data.

(a) Complete the table of ranks. [2]

Athlete	A	B	C	D	E	F	G	H
Age rank			3					
Time rank							1	

(b) Calculate the Spearman's rank correlation coefficient, r_s. [2]

(c) Interpret this value of r_s in the context of the question. [1]

(d) Suggest a mathematical reason why Sung-Jin may have decided not to use Pearson's product-moment correlation coefficient with his data from the original table. [1]

(e) (i) Find the coefficient of determination for the data from the original table.

(ii) Interpret this value in the context of the question. [3]

(This question continues on the following page)

10. [Maximum mark: 6]

A chocolate company plans to produce chocolate bars with special flavours. They survey 246 people to determine if there is any particular preference for one of the flavours.

The table below shows the information collected.

Hot chilli	Almond crunch	Spiced Chai	Ginger'n'lime
75	59	46	66

A χ^2 goodness of fit test at the 5% significance level is carried out on the data.

The critical value for the test is 7.82.

(a) State the null and alternative hypotheses for this test. [2]

(b) Perform the test and give your conclusion in context. [4]

11.

11. [Maximum mark: 6]

Two AC (alternating current) electrical sources of equal frequencies are combined.

The voltage of the first source is modelled by the equation $V = 30\sin(t + 60^\circ)$.

The voltage of the second source is modelled by the equation $V = 60\sin(t + 10^\circ)$.

(a) Determine the maximum voltage of the combined sources. [2]

(b) Using your graphic display calculator, find a suitable equation for the combined voltages, giving your answer in the form $V = V_0\sin(at + b)$, where a, b and V_0 are constants, $a > 0$ and $0^\circ \le b < 180^\circ$. [4]

.....

.....

.....

.....

.....

.....

.....

.....

.....

.....

.....

.....

.....

12. [Maximum mark: 5]

A spherical balloon is being inflated such that its volume is increasing at a rate of $15\,\text{cm}^3\,\text{s}^{-1}$.

(a) Find the radius of the balloon when its volume is $288\pi\,\text{cm}^3$. [2]

(b) Hence or otherwise, find the rate of change of the radius at this instant. [3]

. . . . . .

. . . . . .

. . . . . .

. . . . . .

. . . . . .

. . . . . .

. . . . . .

. . . . . .

. . . . . .

. . . . . .

. . . . . .

. . . . . .

13. [Maximum mark: 7]

The matrices $\boldsymbol{P} = \begin{pmatrix} 3 & 1 \\ 0 & 2 \end{pmatrix}$ and $\boldsymbol{Q} = \begin{pmatrix} -4 & 1 \\ 1 & 3 \end{pmatrix}$ represent two transformations.

A triangle T is transformed by $\boldsymbol{P}$, and this image is then transformed by $\boldsymbol{Q}$ to form a new triangle, T'.

(a) Find the single matrix that represents the transformation $T' \to T$, which will undo the transformation described above. [4]

The area of T' is $273\ \text{cm}^2$.

(b) Using your answer to part (a), or otherwise, determine the area of T. [3]

14. [Maximum mark: 8]

In this question, $\boldsymbol{i}$ denotes a unit vector due east, and $\boldsymbol{j}$ denotes a unit vector due north.

Two ships, A and B, are each moving with constant velocities.

The position vector of ship A, at time t hours, is given as $\boldsymbol{r}_A = (1 + 2t)\boldsymbol{i} + (3 - 3t)\boldsymbol{j}$.

The position vector of ship B, at time t hours, is given as $\boldsymbol{r}_B = (-2 + 4t)\boldsymbol{i} + (-4 + t)\boldsymbol{j}$.

(a) Find the bearing on which ship A is sailing. [3]

(b) Find the value of t when ship B is directly south of ship A. [2]

(c) Find the value of t when ship B is directly south-east of ship A. [3]

15. [Maximum mark: 6]

A random sample of eight packets of Apollo coffee granules are selected from a supermarket shelf.

The weights of the coffee granules present in each packet are as follows:

$222\,\text{g}$ $226\,\text{g}$ $221\,\text{g}$ $228\,\text{g}$ $227\,\text{g}$ $225\,\text{g}$ $222\,\text{g}$ $223\,\text{g}$

(a) (i) Find an unbiased estimate for the mean weight of coffee granules in a packet of Apollo coffee.

(ii) Calculate a $95\,\%$ confidence interval for the population mean. Give your answer to four significant figures. [3]

(b) State one assumption you have made in order for your interval to be valid. [1]

(c) The label of each packet has a description which includes the phrase: "contains $226\,\text{g}$ of coffee granules".

Using your answer to part (a)(ii), briefly comment on the claim on the label. [2]

. . . . . .

. . . . . .

. . . . . .

. . . . . .

. . . . . .

. . . . . .

. . . . . .

. . . . . .

. . . . . .

. . . . . .

. . . . . .

. . . . . .

16. [Maximum mark: 9]

The following diagram shows parts of the curves of $y = \cos x$ and $y = \frac{\sqrt{x}}{2}$.

P is the point of intersection of the two curves.

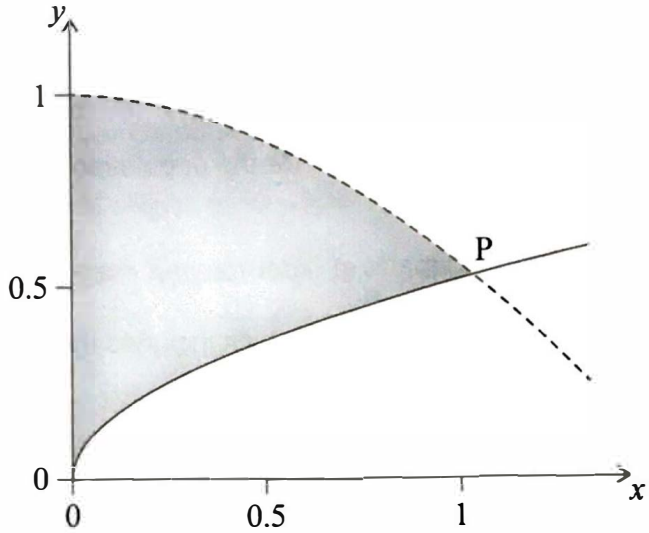

(a) Use your graphic display calculator to find the coordinates of P. [2]

The shaded region is rotated $360°$ **about the y-axis** to form a volume of revolution V.

(b) Express V as the sum of two definite integrals. [5]

(c) Hence find the value of V. [2]

. . . . . .

. . . . . .

. . . . . .

. . . . . .

. . . . . .

. . . . . .

. . . . . .

. . . . . .

. . . . . .

. . . . . .

. . . . . .

. . . . . .

17. [Maximum mark: 6]

Consider the differential equation

$$\left(x^2+1\right)\frac{\mathrm{d}y}{\mathrm{d}x}=\frac{x}{2y-2}\text{, for } x\geq 0,\ y\geq 1,$$

where $y=1$ when $x=0$.

(a) Explain why Euler's method cannot be used to find an approximate value for y when $x=0.1$. [1]

(b) By solving the differential equation, show that $y=1+\sqrt{\dfrac{\ln\left(x^2+1\right)}{2}}$. [4]

(c) Hence deduce the value of y when $x=0.1$. [1]

. . . . . .

. . . . . .

. . . . . .

. . . . . .

. . . . . .

. . . . . .

. . . . . .

. . . . . .

. . . . . .

. . . . . .

. . . . . .

. . . . . .